

## GRADUATE PROFILE

### GRADUATE SCHOOL OF EDUCATION

#### Classes of 2015, 2016 and 2017 in numbers and %

TOTAL NUMBER OF GRADUATES 178

Year	Number	Percentage
2015	45	25%
2016	64	36%
2017	69	39%

#### DISTRIBUTION BY MAJOR

Major	Number	Percentage
Master of Science in Educational Leadership / 1year	60	34%
Master of Science in Educational Leadership / 2year	59	33%
School Leadership	22	12%
Higher Education	22	12%
Master of Arts in Multilingual Education	15	9%

#### GENDER



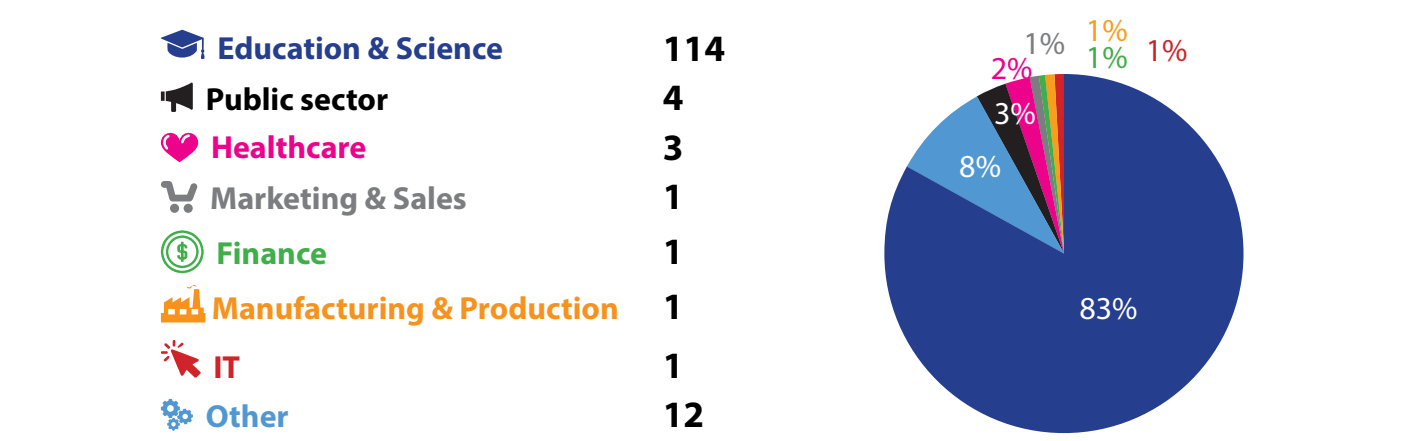
Average age 31

#### DESTINATION STATUS

Destination Status	Number	Percentage
Employed	137	77%
• in KZ	137	100%
Pursuing graduate education	20	11%
• in KZ	11	55%
• abroad	9	45%
Seeking employment	2	1%
Other (maternity leave, career break or no information)	19	11%

#### EMPLOYMENT (out of 137 employed graduates)

#### DISTRIBUTION ACROSS INDUSTRIES




Other: International Organizations, Services

#### PURSUING GRADUATE EDUCATION

#### DISTRIBUTION BY PROGRAMS

Program	Number	Percentage
Master's	2	10%
PhD	18	90%

#### HOSTING COUNTRIES (BY NUMBER OF NU GRADUATES)



Max 10 graduates in one country

#### EXAMPLES OF HOSTING UNIVERSITIES



### PHD PROGRAM

TOTAL NUMBER OF GRADUATES 9

#### GENDER



Average age 37

#### DESTINATION STATUS

Destination Status	Number	Percentage
Employed	6	67%
• in KZ	6	100%
Seeking employment	1	11%
Other (maternity leave, career break or no information)	2	22%

#### EMPLOYMENT (OUT OF 6 EMPLOYED GRADUATES)

#### DISTRIBUTION ACROSS INDUSTRIES



#### Class of 2018 in numbers and %

### GRADUATE PROGRAM

TOTAL NUMBER OF GRADUATES 47

#### DISTRIBUTION BY MAJOR

Major	Number	Percentage
Educational Leadership/School Leadership	29	62%
Multilingual Education/	18	38%

#### GENDER



Average age 32

#### DESTINATION STATUS

Destination Status	Number	Percentage
Employed	40	85%
• in KZ	39	98%
• abroad	1	2%
Pursuing graduate education	1	2%
• in KZ	1	100%
Seeking employment	1	2%
Other (maternity leave, career break or no information)	5	11%

#### EMPLOYMENT (OUT OF 40 EMPLOYED GRADUATES)

#### DISTRIBUTION ACROSS INDUSTRIES



Other: Telecommunication

#### PURSUING GRADUATE EDUCATION

#### DISTRIBUTION BY PROGRAMS

Program	Number	Percentage
PhD	1	100%

#### HOSTING COUNTRY



#### HOSTING UNIVERSITY



### PHD PROGRAM

TOTAL NUMBER OF GRADUATES 3

#### GENDER



Average age 35

#### DESTINATION STATUS

Destination Status	Number	Percentage
Employed	2	67%
• in KZ	2	100%
Seeking employment	1	33%


#### EMPLOYMENT (out of 2 employed graduates)

#### DISTRIBUTION ACROSS INDUSTRIES



Nazarbayev University Career and Advising Center  
 64 Turan ave., Block C2, Office 2043  
 Astana, Kazakhstan 010000  
 Landline: +7(7172)70 65 38  
 email: cac@nu.edu.kz, alumni@nu.edu.kz  
 sites: www.cac.nu.edu.kz, www.alumni.nu.edu.kz

- NU Career and Advising Center
- NUALUMNI
- #nu\_cac, #nualumni
- NU Career and Advising Center
- NU CAC.Grad application, NU CAC. Job



Dated December, 2018